


**GIUNTI ROTANTI AUTOSUPPORTATI SFERE (Doppio cuscinetto)
SELF-SUPPORTING BALL BEARING ROTATING JOINTS (Double bearings)**

SERIE U



IMPIEGO: Aria • Acqua • Olii • Fluidi abrasivi
USE: Air • Water • Oils • Abrasive fluids

Dati di funzionamento • Operating data

Mass. pressione (ARIA) Max pressure (AIR)	12 bar	Mass. temperatura (ARIA) Max temperature (AIR)	80°C (176°F)
Mass. pressione (LIQUIDI) Max pressure (LIQUIDS)	70 bar	Mass. temperatura (LIQUIDI) Max temperature (LIQUIDS)	110°C (230°F)

La fornitura standard comprende il rotore con filettatura G UNI 338/66 (cilindrica) destra o sinistra. Su richiesta si forniscono rotor filettati secondo altri standard.

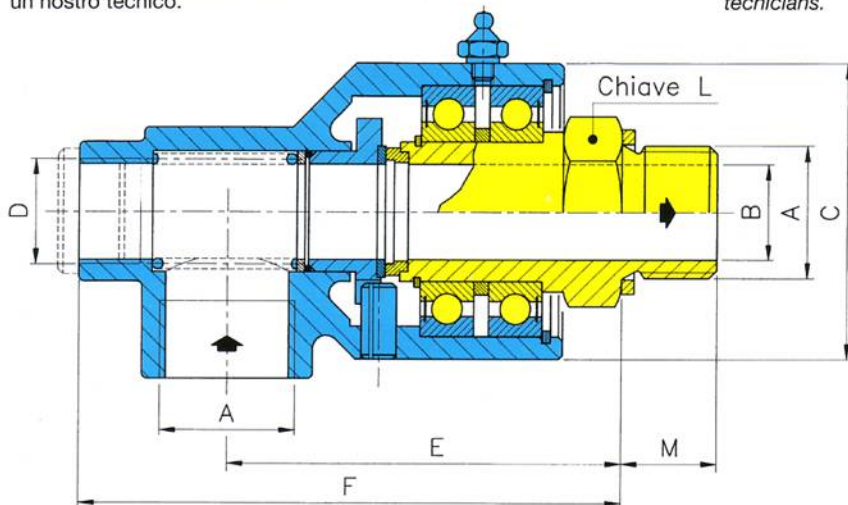
The standard supply provides the rotating nipple threaded G UNI 338/66 (cylindrical) right or left. On request we supply other standard.

La tenuta standard (grafite su acciaio inox) si utilizza per aria, e per acqua con filtraggio pari ad almeno 20 microns.
Per acqua sporca oppure olio idraulico si consiglia la tenuta carburo di silicio su carburo di silicio.
Per liquidi con pressioni superiori ai 12 bar si consiglia di consultarsi con un nostro tecnico.

Standard seal (graphite vs stainless steel) is used for air and for water filtered at 20 µ at least.

For dirty water or hydraulic oil, seal of silicon carbide vs silicon carbide is suggested.

For liquids at pressure more than 12 bars (170 PSI) please contact our technicians.



**UNA VIA
SINGLE FLOW**

SERIE U•M

**PARTI FISSE
FIXED PARTS**

**PARTI ROTANTI
ROTATING PARTS**

Grandezza Size	A	B	C	* D	E	F	L	M	Peso Weight	Mass. velocità Max. speed
U.025.M	1/4" BSP	6	36	•	60	74	17	14,5	0,4 (kg)	5000 (G/min)
	1/4" NPT	0.236	1.417	•	2.362	2.913	0.669	0.571	0.88 (lb)	5000 (RPM)
U.037.M	3/8" BSP	10	44	1/4" BSP	68	90	22	16	0,6 (kg)	3500 (G/min)
	3/8" NPT	0.394	1.732	1/4" NPT	2.677	3.543	0.866	0.630	1.32 (lb)	3500 (RPM)
U.050.M	1/2" BSP	13	52	3/8" BSP	76	101	27	18	0,8 (kg)	3000 (G/min)
	1/2" NPT	0.512	2.047	3/8" NPT	2.992	3.976	1.063	0.709	1.76 (lb)	3000 (RPM)
U.075.M	3/4" BSP	18	57	1/2" BSP	80	111	32	20	1,1 (kg)	2500 (G/min)
	3/4" NPT	0.709	2.244	1/2" NPT	3.150	4.370	1.260	0.787	1.43 (lb)	2500 (RPM)
U.100.M	1" BSP	24	73	3/4" BSP	97	134	41	23	1,9 (kg)	2000 (G/min)
	1" NPT	0.945	2.874	3/4" NPT	3.819	5.276	1.614	0.906	4.19 (lb)	2000 (RPM)
U.125.M	1"1/4BSP	32	87	1" BSP	113	158	50	29	3,2 (kg)	1500 (G/min)
	1"1/4NPT	1.260	3.425	1" NPT	4.449	6.220	1.969	1.142	7.05 (lb)	1500 (RPM)
U.150.M	1"1/2BSP	38	94	1"1/4BSP	117	166	55	31	3,9 (kg)	1000 (G/min)
	1"1/2NPT	1.496	3.701	1"1/4NPT	4.606	6.535	2.165	1.220	8.60 (lb)	1000 (RPM)
U.200.M	2" BSP	48	108	1"1/2BSP	131	189	65	35	5,3 (kg)	800 (G/min)
	2" NPT	1.890	4.252	1"1/2NPT	5.157	7.441	2.559	1.378	11.68 (lb)	800 (RPM)
U.250.M	2"1/2BSP	62	132	2" BSP	198	277	75	30	13 (kg)	500 (G/min)
	2"1/2NPT	2.441	5.197	2" NPT	7.795	10.906	2.953	1.181	28.66 (lb)	500 (RPM)

AVVERTENZE GENERALI DI MONTAGGIO

- 1) I collegamenti al corpo del giunto devono **sempre** essere effettuati con tubi flessibili.
- 2) Le tubazioni di adduzione al giunto ed i cilindri devono essere **assolutamente** esenti da trucioli, scorie di saldatura o altro.
- 3) Evitare l'uso con più di una condizione massima di funzionamento.

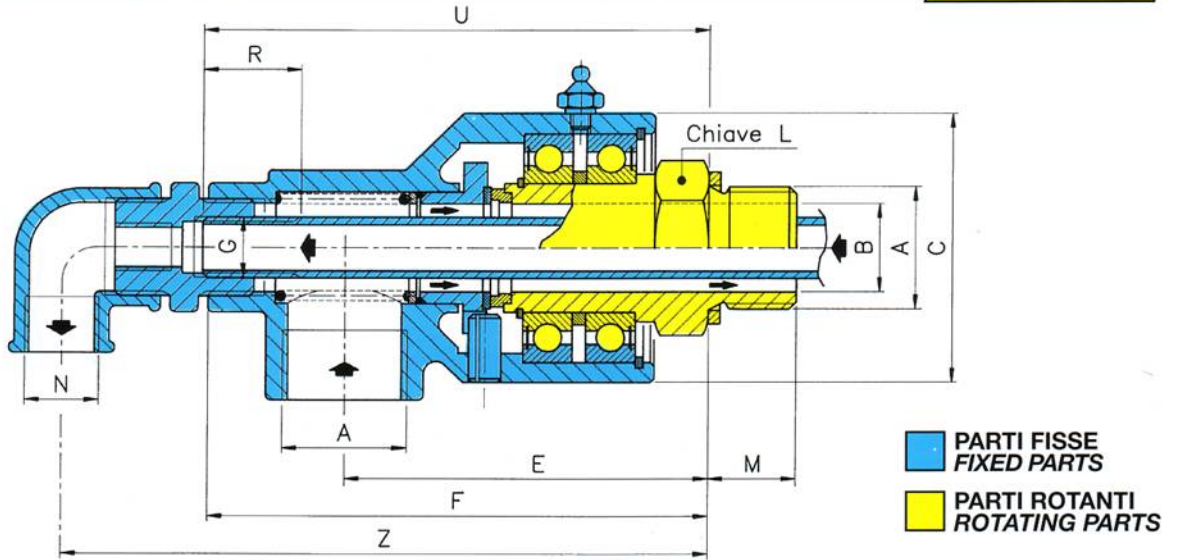
GENERAL ASSEMBLING WARNINGS

- 1) Pipe connections have **always** to be made with flexible hoses.
- 2) The plant pipings and the rotating cylinders must be **absolutely** cleaned from chips, welding slags, dirtiness and so on.
- 3) Avoid use with more than one max operating data.

DUE VIE DUAL FLOW

TUBO SIFONE FISSO • FIXED SYPHON

SERIE U•F



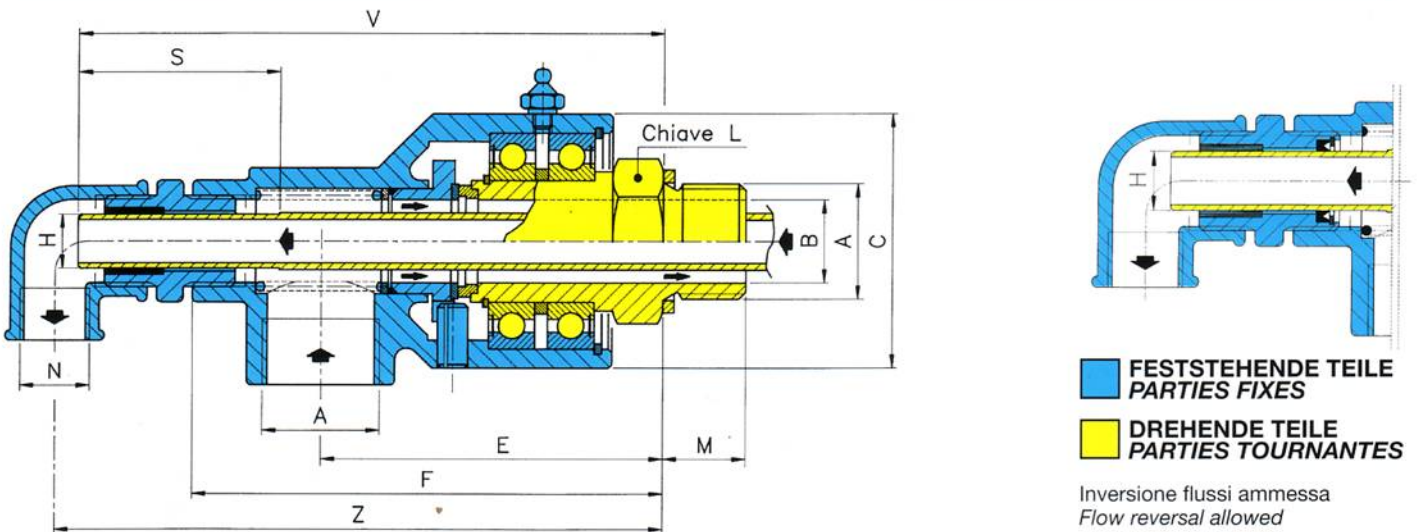
TUBO SIFONE ROTANTE • ROTATING SYPHON

SERIE U•R

SERIE U•T

A ROTAZIONE LIBERA
FREE ROTATING

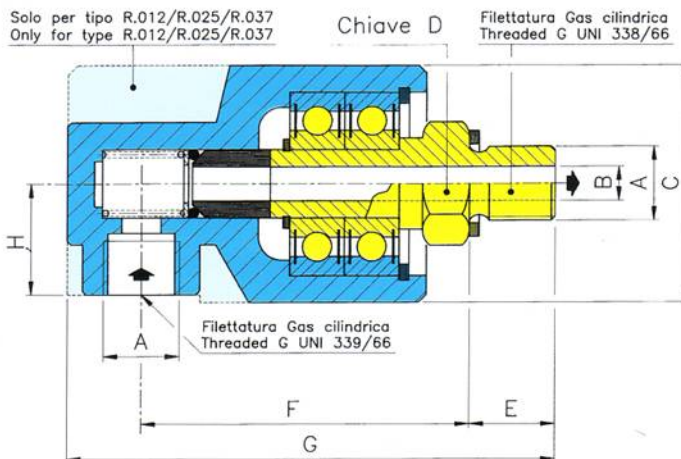
ROTAZIONE CON TENUTA
ROTATING WITH SEALING



Grandezza Size	SERIE	A	B	C	E	F	G1	G2	H1	H2	L	M	N	R	S	U	V	Z
U. 037	F/R	3/8" BSP	10	44	68	90	•	M6x1	•	6	22	16	1/8" BSP	15	40	90	110	122
	F/R	3/8" NPT	0.394	1.732	2.677	3.543	•	M6x1	•	0.236	0.866	0.630	1/8" NPT	0.591	1.575	3.543	4.331	4.803
U. 050	F/R	1/2" BSP	13	52	76	101	•	1/8" BSP	•	9	27	18	1/4" BSP	15	40	100	125	134
	F/R	1/2" NPT	0.512	2.047	2.992	3.976	•	1/8" NPT	•	0.354	1.063	0.709	1/4" NPT	0.591	1.575	3.937	4.921	5.276
U. 075	F/R/T	3/4" BSP	18	57	80	111	1/8" BSP	1/4" BSP	9	12	32	20	3/8" BSP	15	50	110	135	147
	F/R/T	3/4" NPT	0.709	2.244	3.150	4.370	1/8" NPT	1/4" NPT	0.354	0.472	1.260	0.787	3/8" NPT	0.591	1.969	4.331	5.315	5.787
U. 100	F/R/T	1" BSP	24	73	97	134	1/4" BSP	3/8" BSP	12	16	41	23	1/2" BSP	15	50	130	165	174
	F/R/T	1" NPT	0.945	2.874	3.819	5.276	1/4" NPT	3/8" NPT	0.472	0.630	1.614	0.906	1/2" NPT	0.591	1.969	5.118	6.496	6.850
U. 125	F/R/T	1"1/4BSP	32	87	113	158	3/8" BSP	1/2" BSP	16	20	50	29	3/4" BSP	25	60	155	190	203
	F/R/T	1"1/4NPT	1.260	3.425	4.449	6.220	3/8" NPT	1/2" NPT	0.630	0.787	1.969	1.142	3/4" NPT	0.984	2.362	6.102	7.480	7.992
U. 150	F/R/T	1"1/2BSP	38	94	117	166	1/2" BSP	3/4" BSP	20	25	55	31	1" BSP	25	60	165	200	222
	F/R/T	1"1/2NPT	1.496	3.701	4.606	6.535	1/2" NPT	3/4" NPT	0.787	0.984	2.165	1.220	1" NPT	0.984	2.362	6.496	7.874	8.740
U. 200	F/R/T	2" BSP	48	108	131	189	3/4" BSP	1" BSP	25	32	65	35	1"1/4BSP	25	60	185	225	248
	F/R/T	2" NPT	1.890	4.252	5.157	7.441	3/4" NPT	1" NPT	0.984	1.260	2.559	1.378	1"1/4NPT	0.984	2.362	7.283	8.858	9.764
U. 250	F/R/T	2"1/2BSP	62	132	198	277	1" BSP	1"1/4BSP	32	40	75	30	1"1/2BSP	30	60	280	320	345
	F/R/T	2"1/2NPT	2.441	5.197	7.795	10.906	1" NPT	1"1/4NPT	1.260	1.575	2.953	1.181	1"1/2NPT	1.181	2.362	11.024	12.598	13.583

GIUNTI ROTANTI PER ARIA E VUOTO (Alta velocità) ROTATING JOINTS FOR AIR AND VACUUM (High speedness)

SERIE R



Grandezza Size	A	B	C	D	E	F	G	H	Peso Weight	Mass. velocità Max. speed
R. 012	1/8" BSP	4,5	35	14	11	42	63	15	0,23 (kg)	3000 (G/min)
	1/8" NPT	0.177	1.378	0.551	0.433	1.654	2.480	0.591	0.51 (lb)	3000 (RPM)
R. 025	1/4" BSP	7	40	17	14,5	50	76	17,5	0,30 (kg)	2500 (G/min)
	1/4" NPT	0.276	1.575	0.669	0.571	1.969	2.992	0.689	0.66 (lb)	2500 (RPM)
R. 037	3/8" BSP	10	48	22	16	60	90	20,5	0,43 (kg)	2000 (G/min)
	3/8" NPT	0.394	1.890	0.866	0.630	2.362	3.543	0.807	0.95 (lb)	2000 (RPM)
R. 050	1/2" BSP	12,5	50	27	18	80	111	30	0,75 (kg)	1500 (G/min)
	1/2" NPT	0.492	1.969	1.063	0.709	3.150	4.370	1.181	1.65 (lb)	1500 (RPM)
R. 075	3/4" BSP	17	56	32	20	86	122	36	0,96 (kg)	1000 (G/min)
	3/4" NPT	0.669	2.205	1.260	0.787	3.386	4.803	1.417	2.12 (lb)	1000 (RPM)
R. 100	1" BSP	22	65	41	23,5	98	138	40	1,4 (kg)	500 (G/min)
	1" NPT	0.866	2.559	1.614	0.925	3.858	5.433	1.575	3.09 (lb)	500 (RPM)

PARTI FISSE
FIXED PARTS

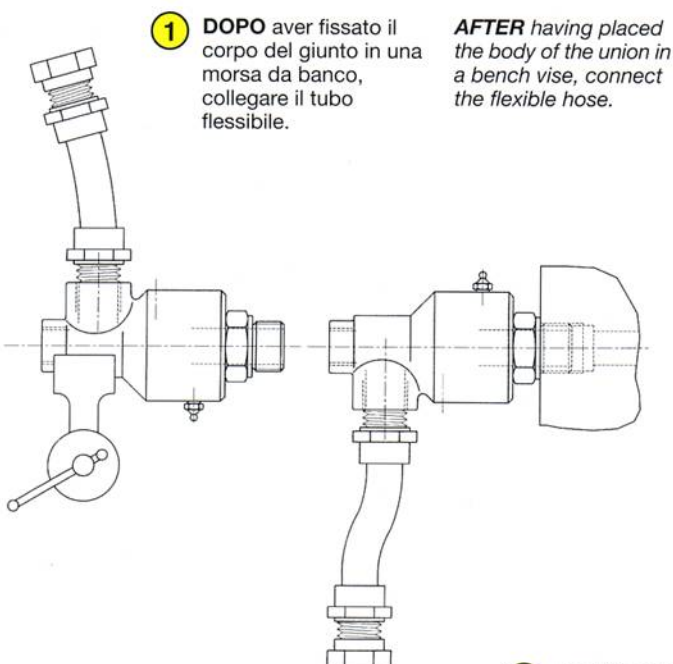
PARTI ROTANTI
ROTATING PARTS

Dati di funzionamento • Operating data

Mass. temperatura Max. temperature	80°C (176°F)
Mass. pressione (ARIA) Max. pressure (AIR)	10.5 bar
Mass. vuoto Max. vacuum	700 mm/hg

Inversione flussi ammessa
Flow reversal allowed

COME MONTARE CORRETTAMENTE IL GIUNTO HOW TO INSTALL THE ROTATING UNION PROPERLY



1 DOPO aver fissato il corpo del giunto in una morsa da banco, collegare il tubo flessibile.

AFTER having placed the body of the union in a bench vise, connect the flexible hose.

TUBI FLESSIBILI / FLEXIBLE HOSE

DIAMETRO NOMINALE NOMINAL PIPE SIZE		LUNGHEZZE MINIME CONSIGLIATE RECOMMENDED MINIMUM LENGTH	
Inches	mm	Inches	mm
3/8"	10	11.811	300
1/2"	12	11.811	300
3/4"	20	11.811	300
1"	25	14.567	370
1" 1/4	32	17.717	450
1" 1/2	40	17.717	450
2"	50	20.866	530
2" 1/2	65	23.622	600

2 Inserire e fissare il giunto nell'albero della macchina. Collegare il tubo flessibile alla linea assicurandosi che **NON** venga installato **TESO**.

*Insert and fix the union into the shaft hole. Connect the flexible hose to the pipe making sure that it is **NOT** installed **TAUT**.*

GIUNTI ROTANTI A DOPPIO PASSAGGIO INDIPENDENTE DUAL FLOW INDEPENDENT ROTATING JOINTS

SERIE D



IMPIEGO: Aria • Acqua • Olii • Fluidi abrasivi
USE: Air • Water • Oils • Abrasive fluids

Dati di funzionamento • Operating data

Mass. pressione (ARIA) Max pressure (AIR)	I 12 bar	II 6 bar	Mass. temperatura (ARIA) Max temperature (AIR)	80°C (176°F)
Mass. pressione (LIQUIDI) Max pressure (LIQUIDS)	I 70 bar	II 12 bar	Mass. temperatura (LIQUIDI) Max temperature (LIQUIDS)	110°C (230°F)

La fornitura standard comprende il rotore con filettatura G UNI 338/66 (cilindrica) destra oppure con attacco a flangia.

The standard supply provides the rotating nipple threaded G UNI 338/66 (cylindrical) right or flanged nipple.

La tenuta standard (grafite su acciaio inox) si utilizza per aria, e per acqua con filtraggio pari ad almeno 20 microns.

Per acqua sporca oppure olio idraulico si consiglia la tenuta carburo di silicio su carburo di silicio.

Per liquidi con pressioni superiori ai 12 bar si consiglia di consultarsi con un nostro tecnico.

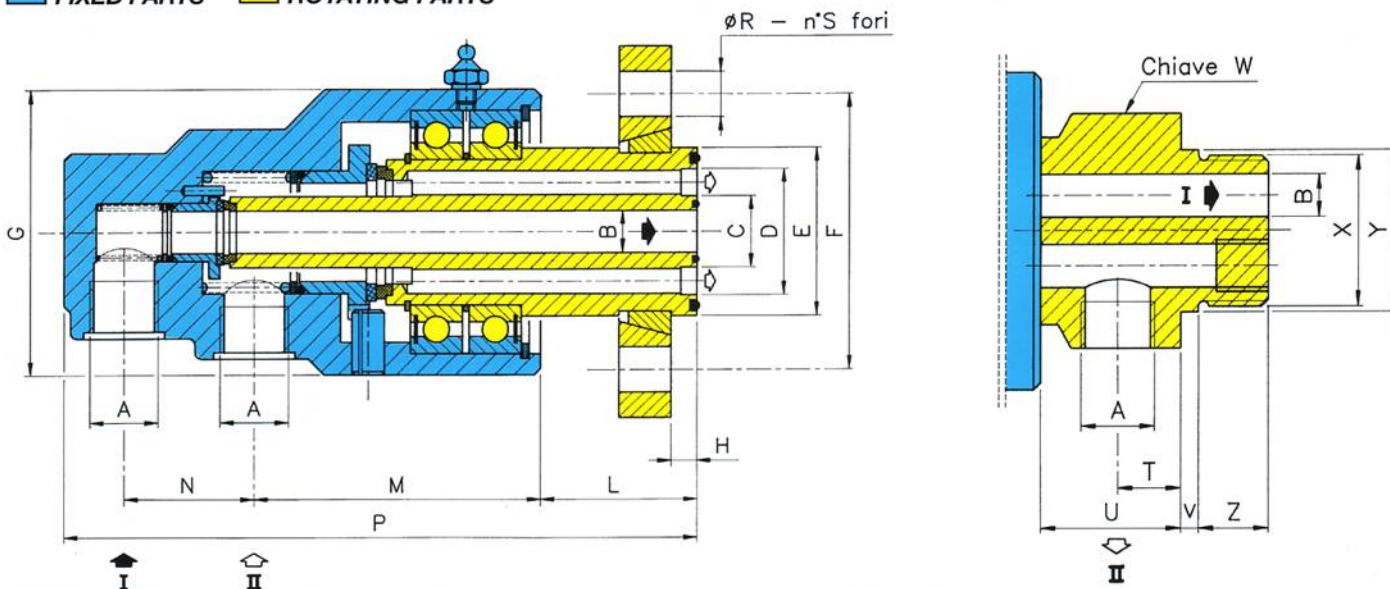
Standard seal (graphite vs stainless steel) is used for air and for water filtered at 20 μ at least.

For dirty water or hydraulic oil, seal of silicon carbide vs silicon carbide is suggested.

For liquids at pressure more than 12 bars (170 PSI) please contact our technicians.

PARTI FISSE
FIXED PARTS

PARTI ROTANTI
ROTATING PARTS



Grandezza Size	A	B	C	D	E	F	G	H	L	M	N	P	R	S	T	U	V	Z	W	X	Y	Mass. velocità Max. speed
D. 025	1/4" BSP	6	12,5	22	36	65	60	6	43	62	30	148	14	4	11	23	4	14	36	3/4" BSP	30	2800 (G/min)
	1/4" NPT	0.236	0.492	0.866	1.417	2.559	2.362	0.236	1.693	2.441	1.181	5.827	0.551	4	0.433	0.906	0.157	0.551	1.417	3/4" NPT	1.181	2800 (RPM)
D. 037	3/8" BSP	10	17	30	45	75	75	8	48	78	38	178	14	4	13	30	4	18	55	1" BSP	35	2100 (G/min)
	3/8" NPT	0.394	0.669	1.181	1.772	2.953	2.953	0.315	1.890	3.071	1.496	7.008	0.551	4	0.512	1.181	0.157	0.709	2.165	1" NPT	1.378	2100 (RPM)
D. 050	1/2" BSP	13	22	39	52	85	88	8	48	88	40	194	14	4	18	40	5	22	65	1"1/4BSP	45	1700 (G/min)
	1/2" NPT	0.512	0.866	1.535	2.047	3.346	3.465	0.315	1.890	3.465	1.575	7.638	0.551	4	0.709	1.575	0.197	0.866	2.559	1"1/4NPT	1.772	1700 (RPM)
D. 075	3/4" BSP	18	26	44	58	100	94	10	57	93	48	224	18	4	21	51	6	25	70	1"1/2BSP	50	1500 (G/min)
	3/4" NPT	0.709	1.024	1.732	2.283	3.937	3.701	0.394	2.244	3.661	1.890	8.819	0.709	4	0.827	2.008	0.236	0.984	2.756	1"1/2NPT	1.959	1500 (RPM)
D.100	1" BSP	24	33	53	65	100	110	10	57	100	58	246	18	4	25	56	8	28	90	2" BSP	60	1200 (G/min)
	1" NPT	0.945	1.299	2.087	2.559	3.937	4.331	0.394	2.244	3.937	2.283	9.685	0.709	4	0.984	2.205	0.315	1.102	3.543	2" NPT	2.362	1200 (RPM)

Variazioni senza preavviso - Changes without notice

Distribuidor Autorizado e Importador - Arten Freios e Embreagens Ltda.

Fone: (11) 5594-8333 • Fax (11) 5589-2422 - arten@arten.com.br • www.arten.com.br

OMPI s.r.l.

20048 CARATE BRIANZA (MI) ITALY - VIA PIEMONTE 14
TEL. 0039-0362-912220 / 905204 - FAX 0039-0362-993204
E-mail: ompi-ufftec@intj.it

AMBI CLUTCHES & JOINTS CORP

22530 S. CENTER RD, FRANKFORT IL 60423 - USA
Phone: (815) 469-9875 - Fax: (815) 469-9891
E-mail: ambiclutch@aol.com